

BeQ HOLDINGS

# BEQ VIETNAM VNX SUPERSTAR INDEXES

## Empowering Vietnam's Emerging Future

March, 2026



### BeQ Vietnam VNX Superstar Index

**54%**

12 Months rolling performance \*

### BeQ Vietnam VNX Superstar Top 10 Index

**86%**

12 Months rolling performance \*

\*Last Updated: March 31, 2026

For the same period, the performance of VNI index and S&P 500 index are 28.39% and 16.26% respectively

## Vietnam's Leap to Emerging Market Status: A New Era for Global Investors

Vietnam has clinched a long-awaited milestone: global index provider FTSE Russell has reclassified the Southeast Asian nation from Frontier to Secondary Emerging Market status. The upgrade, effective September 21, 2026, marks a turning point for Vietnam's financial markets and positions the country as one of Asia's most promising investment destinations.

This is not just a label change. The FTSE upgrade signals structural reforms that have modernized Vietnam's market infrastructure, including the removal of pre-funding requirements for foreign investors and the adoption of advanced trading systems. These changes align Vietnam with international standards, reducing friction for global capital flows and boosting investor confidence.

### Capital Inflows: Billions on the Horizon

Analysts estimate **\$3.5-\$6 billion in short-term inflows** from passive funds tracking FTSE Emerging Market indexes, with long-term projections reaching **\$25 billion by 2030**. HSBC forecasts inflows of up to **\$10.4 billion**, while the World Bank sees this as a catalyst for deeper liquidity and stronger valuations. Already, Vietnam's VN-Index surged nearly **50% in 2025**, making it Southeast Asia's best-performing market.

### Opportunities and Challenges

The upgrade opens doors for institutional investors – pension funds, ESG-focused portfolios, and global asset managers – ushering in a qualitative shift toward disciplined, long-term capital. Banking and renewable energy sectors are expected to benefit most, as regulatory reforms lift foreign ownership limits and accelerate green infrastructure projects. However, foreign ownership caps remain in place for certain industries, and accessibility for global brokers will be reviewed in March 2026.

### The Bigger Picture

Vietnam's ascent underscores its ambition to become a regional financial hub. With robust GDP growth, a thriving export economy, and a pipeline of \$40 billion in IPOs through 2028, the country is positioning itself as a magnet for global capital. Yet, as markets mature, the challenge will be sustaining reforms and ensuring transparency to maintain investor trust.

### BeQ Holdings Vietnam VNX Superstar Top 10 Index Fund

Leveraging Big Data and Global Indexing Expertise, BeQ Holdings is now able to anticipate and forecast which companies are likely to be included in the FTSE Emerging Markets Index, in line with its management principles. Once the official list is announced, fund managers will be required to purchase these stocks, creating significant buying pressure. This surge in demand typically drives market prices higher – an opportunity that BeQ Holdings' Vietnam VNX Superstar Top 10 Fund is strategically positioned to capture

# BeQ Vietnam VNX Superstar Indexes Series

## Design

The index is designed in accordance with international standards and is UCITS-compliant, making it suitable for supporting funds, ETFs, derivatives, and structured products.

## Benchmark

BeQ Vietnam VNX Superstar Index cover all eligible Vietnam Stocks following FTSE Emerging index. The index is weighted by the full market capitalization, starting at 1,000 on the base date on December 31, 2024.

## Tradable

BeQ Vietnam VNX Superstar Top 10 Index select the 'best' top 10 constituents of the BeQ Vietnam VNX Superstar index in term of liquidity, and adjusted capitalization on free float, remaining room. The index is weighted by the adjusted market capitalization, starting at 1,000 on the base date on December 31, 2024.

## Variants

The Primary BeQ Vietnam VNX Superstar Indexes are calculated in Price Return (PR) format, with Total Return (TR) and Net Return (NR) versions also available. The standard index currency is VND, while additional currency versions – such as AUD, CAD, CNY, EUR, GBP, HKD, JPY, KRW, SGD, USD, and USDC – are provided for overseas investors to reflect their actual performance.

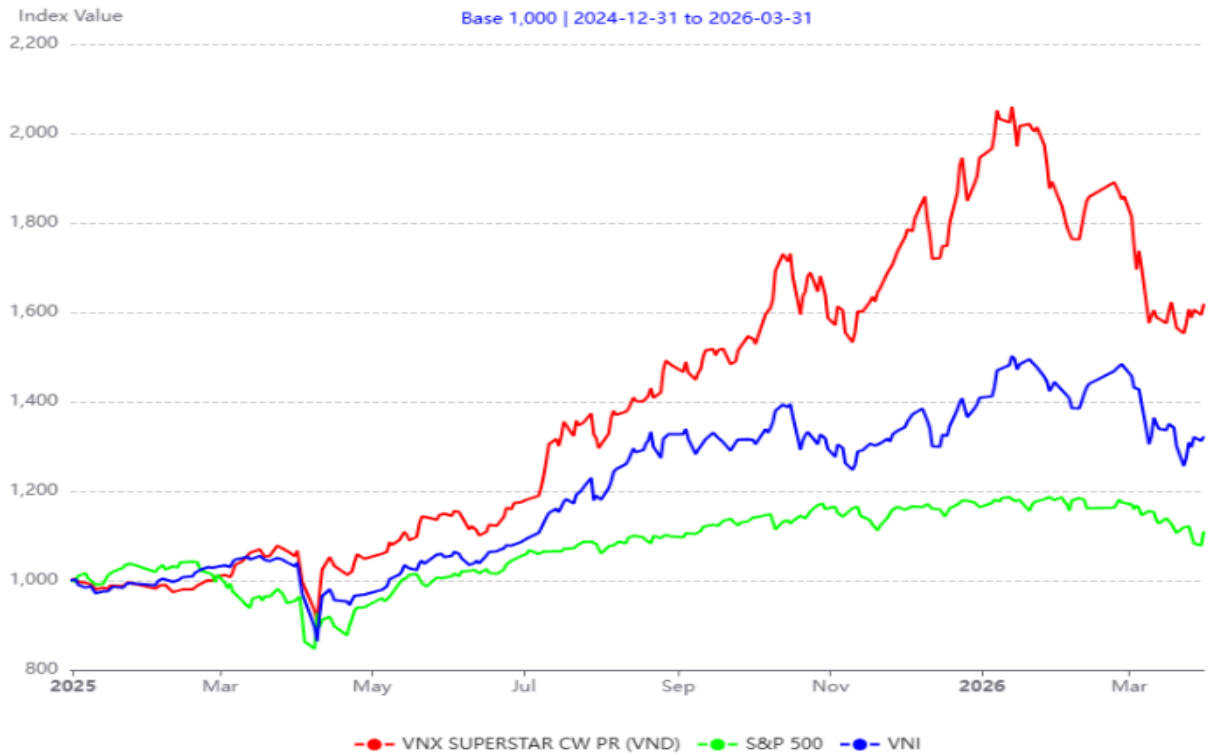
## Composition

### Top 5 Constituents of BeQ Vietnam VNX Superstar Top 10 Index

Nr	Name	Ticker	Sector	Market	Weight
1	██████████	████	Real Estate	HSX	15.2%
2	██████████████████	████	Materials	HSX	13.6%
3	██████████	████	Financials	HSX	13.34%
4	██████████	████	Real Estate	HSX	13.3%
5	██████████	████	Information Technology	HSX	12.95 %

## Live Performance

### VNX SUPERSTAR INDEX CW PR VND VS VNI, S&P500



Last Updated: March 31, 2026

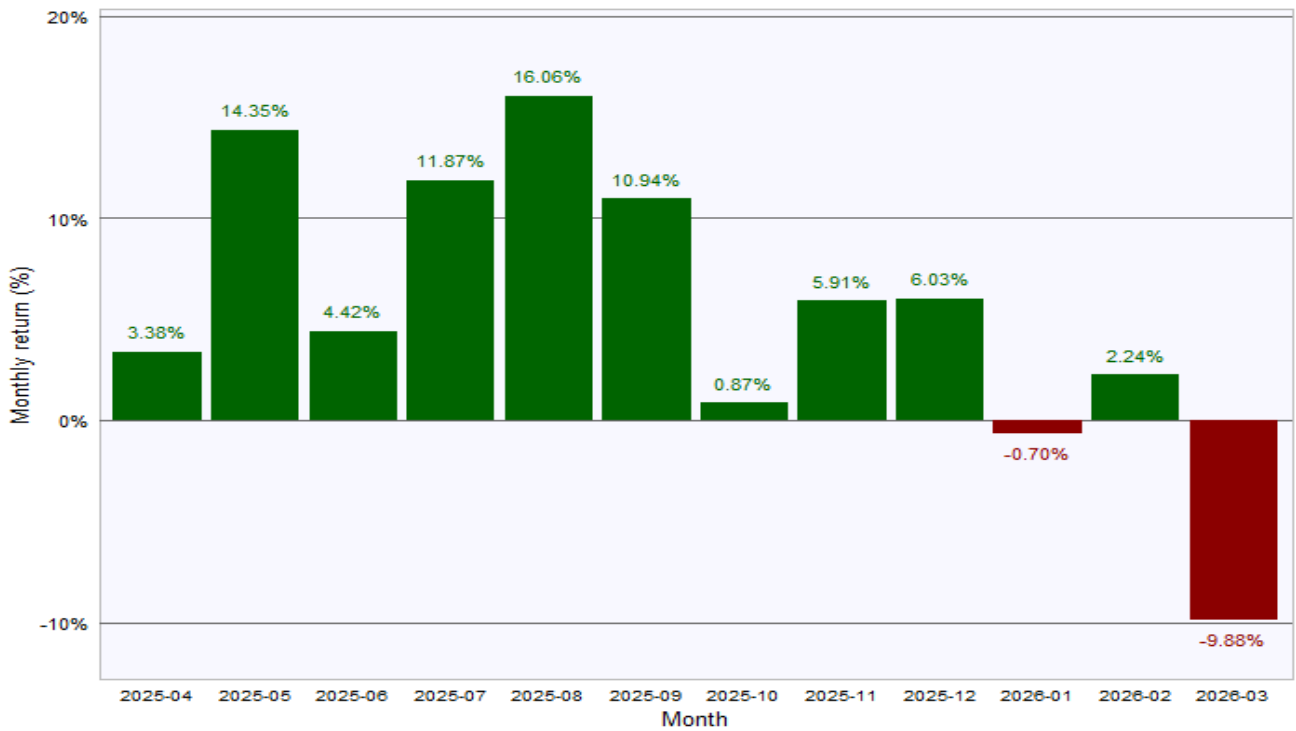
### TOP 10 VNX SUPERSTAR INDEX CW PR VND VS VNI, S&P500



Last Updated: March 31, 2026

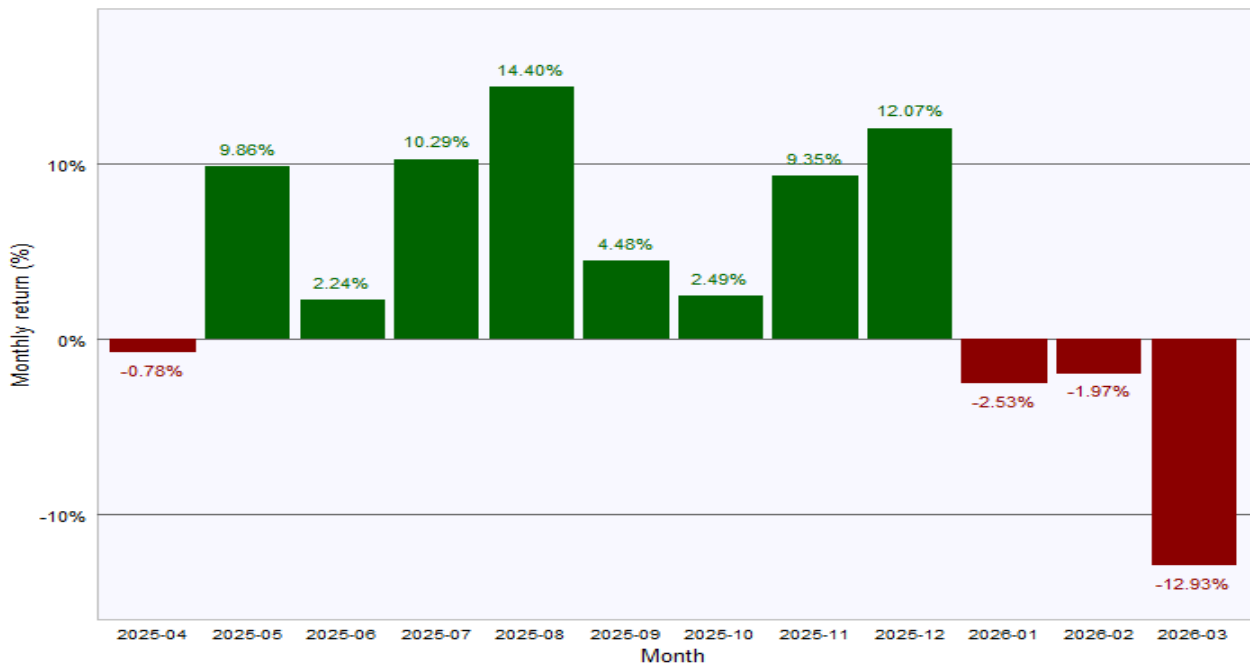
## Last 12 months Performances

### 12 LAST MONTHS ROLLING RETURNS TOP 10 VNX SUPERSTAR INDEX



Last Updated: March 31, 2026

### 12 LAST MONTHS ROLLING RETURNS VNX SUPERSTAR INDEX



Last Updated: March 31, 2026

## Factsheet: BeQ Vietnam VNX Superstar Index

Factor	Description
<b>Name</b>	BeQ Vietnam VNX Superstar Index
<b>Code</b>	INDVNXSUPERSTAR[CW][PR][VND]
<b>Short description</b>	BeQ Vietnam VNX Superstar Index highlights leading Vietnamese stocks positioned for possible inclusion in FTSE and MSCI Emerging Markets benchmarks and global EM funds.
<b>Selection</b>	All eligible stock following FTSE and MSCI Emerging Index Rules
<b>Review cycle</b>	Monthly until September 2026 (effective date), included Quarterly following cycle of March/June/September/December
<b>Review date</b>	Effective date if end of the review month Announcement date 1 week before effective date Cut-off date end of the previous end of month date
<b>Weighting</b>	Full market capitalization (CW) Other available weighting: Equally Weighted (EW)
<b>Version</b>	PR (Price), NR (Net return), TR (Total return)
<b>Currency</b>	VND and available in AUD, CAD, CNY, EUR, GBP, HKD, JPY, KRW, SGD, USD, and USDC
<b>Calculation Frequency</b>	End of Day
<b>Total Index Number</b>	48
<b>Base date</b>	December 31, 2024
<b>Base value</b>	1,000
<b>Launched date</b>	October 9, 2025 (after the FTSE announcement date)
<b>Historical High</b>	2059.948
<b>Historical Low</b>	908.2823
<b>Website</b>	<a href="http://www.ccpi.vn">www.ccpi.vn</a> <a href="http://dashboardlite.ccpi.vn">dashboardlite.ccpi.vn</a>

## Factsheet: BeQ Vietnam VNX Superstar Top 10 Index

Factor	Description
Name	BeQ Vietnam VNX Superstar Top 10 Index
Code	INDVNXSUPERSTAR10[CW][PR][VND]
Group	SUPERSTAR
Short description	BeQ Vietnam VNX Superstar Top 10 Index highlights the Top 10 Vietnam's most liquid, largest-capitalization stocks with strong prospects for inclusion in FTSE and MSCI Emerging Markets benchmarks and global EM funds.
Selection	Top 10, Best of liquidity (turnover), and capitalization (adjusted by free float, remaining room)
Review cycle	Monthly until September 2026 (effective date), included Quarterly following cycle of March/June/September/December
Review date	Effective date if end of the review month Announcement date 1 week before effective date Cut-off date end of the previous end of month date
Weighting	Free float capitalization adjusted by free float, remaining room, and capped at 15% (CW) Other available weighting: Equally Weighted (EW)
Version	PR (Price), NR (Net return), TR (Total return)
Currency	VND and available in AUD, CAD, CNY, EUR, GBP, HKD, JPY, KRW, SGD, USD, and USDC
Calculation Frequency	End of Day
Total Index Number	48
Base date	December 31, 2024
Base value	1,000
Launched date	October 9, 2025 (after the FTSE announcement date)
Historical High	2325.856
Historical Low	959.9829
Website	<a href="http://www.ccpi.vn">www.ccpi.vn</a> <a href="http://dashboardlite.ccpi.vn">dashboardlite.ccpi.vn</a>

BEQHOLDINGS.com

# BeQ Holdings



## Contacts

### USA

200 Continental Drive, Newark,  
DE 19713, USA

### VIETNAM

67 Dinh Thi Thi Street, Van Phuc City, Thu Duc  
District, Ho Chi Minh City

### LUXEMBURG

BeQuantum Group

### WEBSITES

[www.beqholdings.com](http://www.beqholdings.com)

[www.ccpi.vn](http://www.ccpi.vn)

[dashboardlite.ccpi.vn](http://dashboardlite.ccpi.vn)

### UK

128 City Road, London, United Kingdom,  
EC1V 2NX

### SINGAPORE

14 Robinson Road #08-01A, Far East Finance  
Building, 048545, Singapore

### LUXEMBURG

BeQ Wealth Farming Bank