

BeQ HOLDINGS

# BEQ VIETNAM VNX FAMILY BUSINESS INDEXES

Empowering Vietnam's Emerging Future

April 2026



**BeQ Vietnam VNX Family Business Index**

**173.04%**

12 Months rolling performance \*

**BeQ Vietnam VNX Family Business Top 10 Index**

**124.89%**

12 Months rolling performance \*

\*Last Updated: April 30, 2026

For the same period, the performance of VNI index and S&P 500 index are 51.7% and 29.31% respectively

## BeQ Family Business Indexes: A New ESG Frontier Rooted in Legacy and Stewardship

Family-owned enterprises have long been more than commercial entities in Vietnam – they are part of the nation’s cultural, social, and generational backbone. Today, BeQ Holdings is reshaping how financial markets view these companies by elevating the VNX Family Business Indexes as a central pillar within its expanding BeQ ESG Indexes Development. This reframing places family governance – historically embedded in Vietnamese business life – at the forefront of sustainable investing.

This evolution is no coincidence. Globally, family-controlled firms are increasingly recognized for the very ESG attributes modern investors prioritize: long-term vision, prudent governance, strategic stability, accountability, and intergenerational responsibility. In Vietnam, where family enterprises dominate entire sectors of the economy, these characteristics are even more visible. BeQ’s Family Business Indexes quantify this unique dynamism – capturing companies that blend commercial ambition with legacy-driven stewardship and a deep sense of continuity.

Family-run enterprises are also known for their resilience during periods of uncertainty. Their structural strengths – long-term planning horizons, conservative leverage, disciplined governance, and stability across leadership cycles – create a natural hedge against volatility.

In Vietnam, this effect is even more pronounced:

- Many of today’s leading family companies were founded during the country’s early liberalization period, giving them decades of accumulated discipline and adaptive strength.
- Leadership transitions are often mapped out years – or generations – in advance, ensuring uninterrupted strategic direction.
- Ownership remains highly centralized, enabling rapid decision-making without bureaucratic friction.
- Families tend to reinvest profits rather than rely on debt, preserving balance sheet strength during downturns.

These traits help explain why the VNX Family Business Index has dramatically outperformed the broader market, particularly during cycles of global instability. By integrating this index family into the BeQ ESG ecosystem, BeQ Holdings is not merely tracking performance – it is recognizing family enterprises as natural ESG leaders whose values of stewardship, stability, and long-term responsibility align with the future of sustainable investing.

## BeQ Vietnam VNX Family Business Indexes Series

### Design

The index is designed in accordance with international standards and is UCITS-compliant, making it suitable for supporting funds, ETFs, derivatives, and structured products.

### Benchmark

BeQ Global Indexes define Family Business eligible company following global index providers and academic researchers' criteria, rely on three objective criteria:

#### Ownership Threshold

A company qualifies as a family business when a founding family or related individuals hold 20%–30% of voting rights or when the family is the largest single shareholder.

#### Family Control in Governance

Family control must be evident in at least one of the following:

- A family member serves as Chairman, CEO, or holds a majority position on the board.
- The family exerts strategic decision-making influence, such as through board committees or senior executive roles.

#### Generational or Founding Continuity

The company must be family-founded, with control maintained by the founding family across generations or clearly documented as a family-run enterprise.

### Tradable

BeQ Vietnam VNX Family Business Top 10 Index select the 'best' top 10 constituents of the BeQ Vietnam VNX Family Business index in term of liquidity, and adjusted capitalization on free float, remaining room. The index is weighted by the adjusted market capitalization, starting at 1,000 on the base date on December 31, 2024.

### Variants

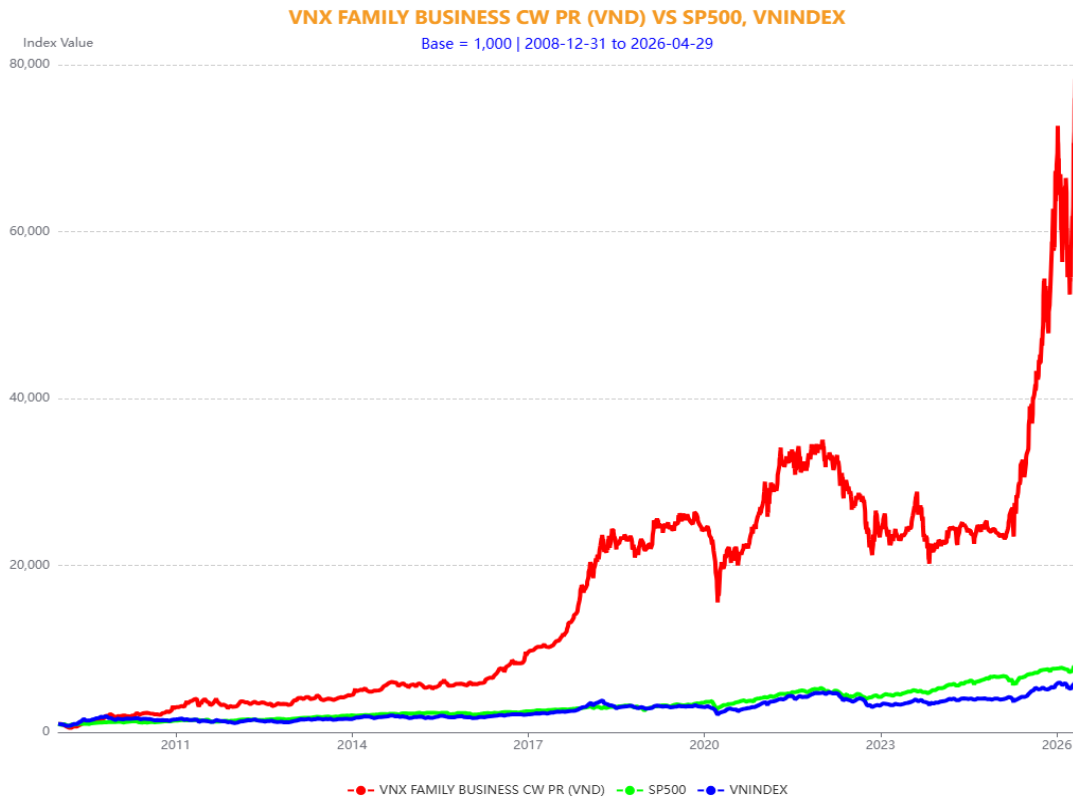
The Primary BeQ Vietnam VNX Family Business Indexes are calculated in Price Return (PR) format, with Total Return (TR) and Net Return (NR) versions also available. The standard index currency is VND, while additional currency versions – such as AUD, CAD, CNY, EUR, GBP, HKD, JPY, KRW, SGD, USD, and USDC – are provided for overseas investors to reflect their actual performance.

### Composition

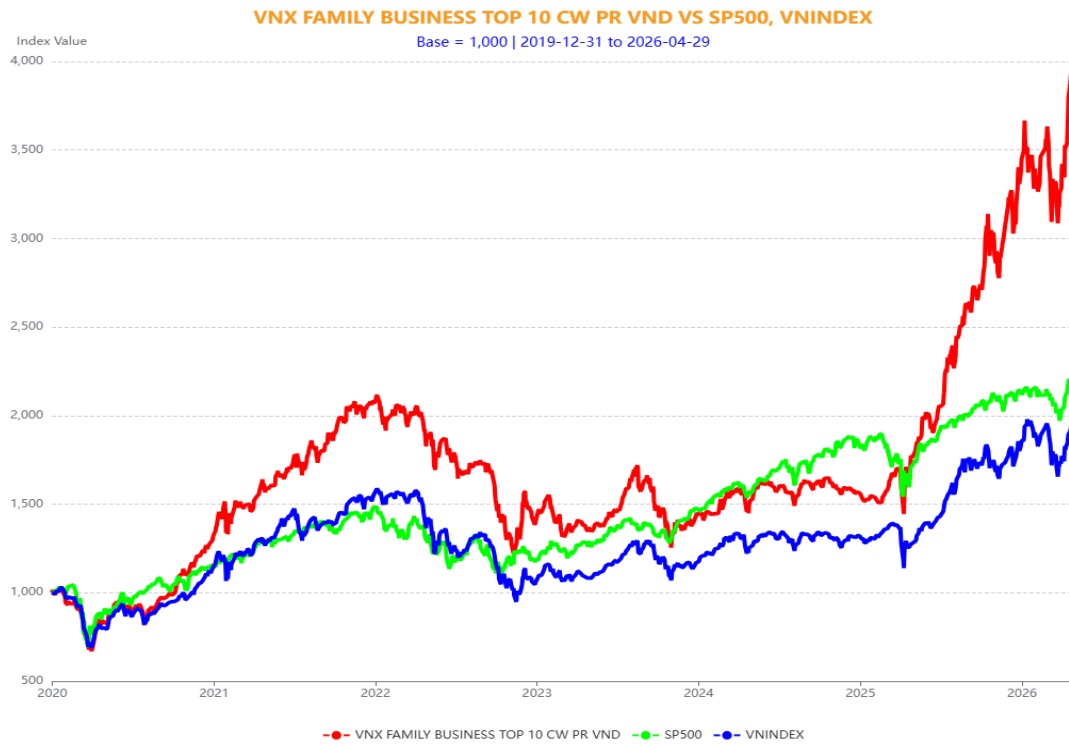
#### Top 5 Constituents of BeQ Vietnam VNX Family Business Top 10 Index

Nr	Name	Ticker	Sector	Market	Weight
1			REAL ESTATE	HSX	19.7%
2			REAL ESTATE	HSX	17.98%
3			MATERIALS	HSX	13.51%
4			CONSUMER DISCRETIONARY	HSX	13.02%
5			CONSUMER STAPLES	HSX	10.35%

# Live Performance



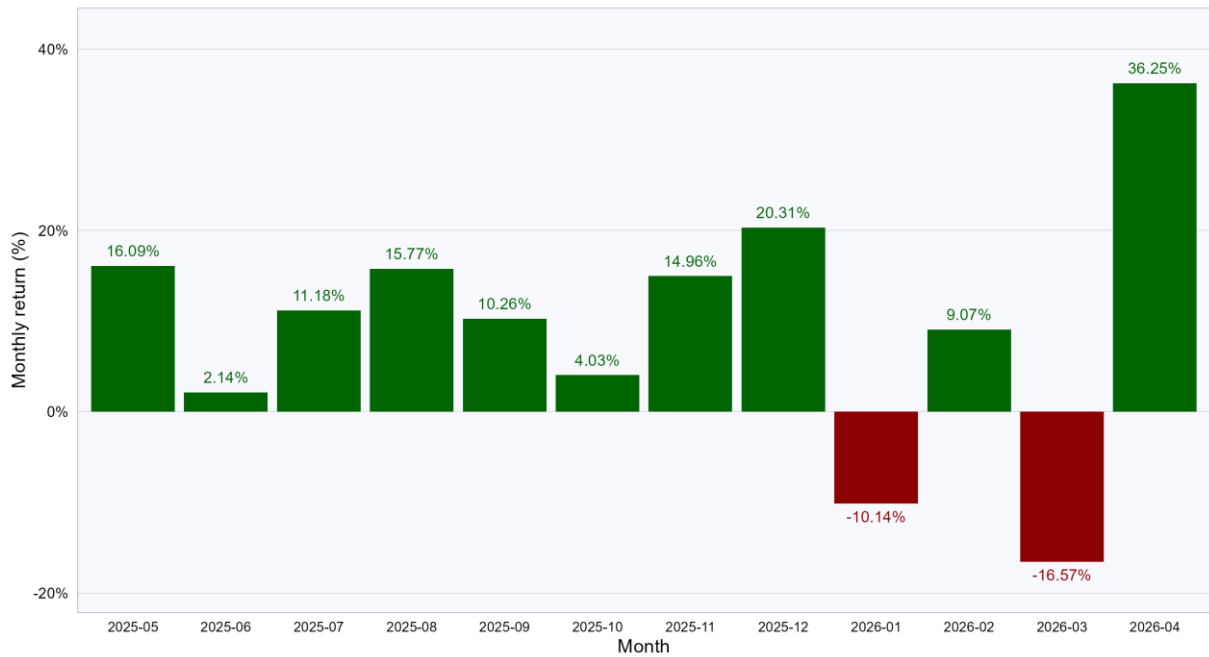
Last Updated: April 30, 2026



Last Updated: April 30, 2026

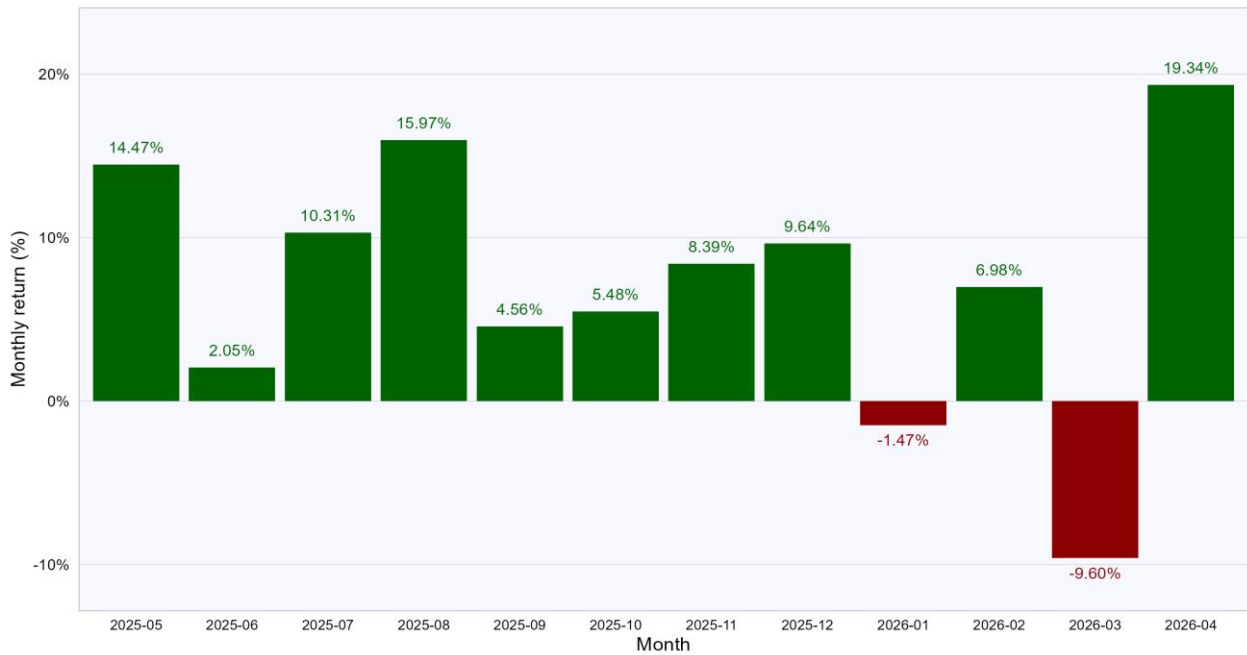
## Last 12 months Performances

### 12 LAST MONTHS ROLLING RETURNS BeQ Vietnam VNX Family Business Index



Last Updated: April 30, 2026

### 12 LAST MONTHS ROLLING RETURNS BeQ Vietnam VNX Family Business Top 10 Index



Last Updated: April 30, 2026

## Factsheet: BeQ Vietnam VNX Family Business Index

Factor	Description
<b>Name</b>	BeQ Vietnam VNX Family Business Index
<b>Code</b>	INDVNXFMB[CW][PR][VND]
<b>Short description</b>	The BeQ Vietnam VNX Family Business Index Series is a sophisticated financial benchmark designed to track the performance of family-led enterprises within the Vietnamese equity market. Built to international standards and fully UCITS-compliant, it provides a transparent and investable framework for ETFs, derivatives, and structured products.
<b>Selection</b>	Following the family business companies
<b>Review cycle</b>	Quarterly following cycle of March/June/September/December
<b>Review date</b>	The effective date is the next trading date of the review date Announcement date 1 week before effective date Cut-off date end of the previous end of month date
<b>Weighting</b>	Full Market Capitalization Weighted (CW) Other available weighting: Equally Weighted (EW)
<b>Version</b>	PR (Price), NR (Net return), TR (Total return)
<b>Currency</b>	VND and available in AUD, CAD, CNY, EUR, GBP, HKD, JPY, KRW, SGD, USD, and USDC
<b>Calculation Frequency</b>	End of Day
<b>Total Index Number</b>	48
<b>Base date</b>	December 31, 2008
<b>Base value</b>	1,000
<b>Historical High</b>	78302.72
<b>Historical Low</b>	521.88
<b>Website</b>	<a href="http://www.ccpi.vn">www.ccpi.vn</a> <a href="http://dashboardlite.ccpi.vn">dashboardlite.ccpi.vn</a>

## Factsheet: BeQ Vietnam VNX Family Business Top 10 Index

Factor	Description
<b>Name</b>	BeQ Vietnam VNX Family Business Top 10 Index
<b>Code</b>	INDVNXFMB10[CW][PR][VND]
<b>Group</b>	FAMILY BUSINESS
<b>Short description</b>	The BeQ Vietnam VNX Family Business Top 10 Index is a sophisticated financial benchmark designed to track the performance of family-led enterprises within the Vietnamese equity market. Built to international standards and fully UCITS-compliant, it provides a transparent and investable framework for ETFs, derivatives, and structured products.
<b>Selection</b>	Top 10, Best of liquidity (turnover), and capitalization (adjusted by free float)
<b>Review cycle</b>	Quarterly following cycle of March/June/September/December
<b>Review date</b>	The effective date is the next trading date of the review date Announcement date 1 week before effective date Cut-off date end of the previous end of month date
<b>Weighting</b>	Free float capitalization adjusted by free float, and capped at 15% (CW) Other available weighting: Equally Weighted (EW)
<b>Version</b>	PR (Price), NR (Net return), TR (Total return)
<b>Currency</b>	VND and available in AUD, CAD, CNY, EUR, GBP, HKD, JPY, KRW, SGD, USD, and USDC
<b>Calculation Frequency</b>	End of Day
<b>Total Index Number</b>	48
<b>Base date</b>	December 31, 2019
<b>Base value</b>	1,000
<b>Launched date</b>	March 22, 2023
<b>Historical High</b>	4023.87
<b>Historical Low</b>	670.91
<b>Website</b>	<a href="http://www.ccpi.vn">www.ccpi.vn</a> <a href="http://dashboardlite.ccpi.vn">dashboardlite.ccpi.vn</a>

BEQHOLDINGS.com

# BeQ Holdings



## Contacts

### USA

200 Continental Drive, Newark,  
DE 19713, USA

### UK

128 City Road, London, United Kingdom,  
EC1V 2NX

### VIETNAM

67 Dinh Thi Thi Street, Van Phuc City, Thu Duc  
District, Ho Chi Minh City

### SINGAPORE

14 Robinson Road #08-01A, Far East Finance  
Building, 048545, Singapore

### LUXEMBURG

BeQuantum Group

### LUXEMBURG

BeQ Wealth Farming Bank

### WEBSITES

[www.beqholdings.com](http://www.beqholdings.com)

[www.ccpi.vn](http://www.ccpi.vn)

[dashboardlite.ccpi.vn](http://dashboardlite.ccpi.vn)