

BeQ HOLDINGS

BEQ VIETNAM VNX LOGISTICS INDEXES

Vietnam's Supply Chain Meets Market Intelligence

March 2026



BeQ Vietnam VNX Logistics Index

21%

12 Months rolling performance *

BeQ Vietnam VNX Logistics Top 10 Index

33%

12 Months rolling performance *

*Last Updated: March 31, 2026

For the same period, the performance of VNI index and S&P 500 index are 28.39% and 16.26% respectively

A Real-Time Barometer for a Fast-Moving Economy

In an economy accelerating as rapidly as Vietnam's, logistics is no longer just a behind-the-scenes function – it is the bloodstream of national growth. And in this critical moment, the BeQ Vietnam VNX Logistics Indexes have emerged as one of the most important tools for understanding, benchmarking, and navigating one of the country's most transformative sectors.

Vietnam's logistics industry has been expanding at breakneck speed, driven by manufacturing growth, booming e-commerce, and rising foreign investment. But speed creates opacity. Markets move faster than traditional indicators can capture.

The BeQ Vietnam VNX Logistics Indexes directly address this challenge by “powering decisions in a fast-moving economy”, offering investors and analysts a structured lens into a sector where change is constant and momentum matters.

Capturing the Backbone of Vietnam's Economic Transformation

Logistics sits at the intersection of Vietnam's most dynamic forces – exports, supply chains, infrastructure upgrades, and global capital inflows. As Vietnam steps into its new role as an FTSE-recognized Secondary Emerging Market, logistics is becoming a strategic differentiator for competitiveness and investment appeal.

The BeQ indexes quantify this evolution, turning a sprawling, complex industry into clear, investable data.

A Benchmark Built for Global Investors

Vietnam's logistics companies are increasingly in the spotlight, but global investors need credible benchmarks to measure performance, compare companies, and manage exposure.

The VNX Logistics Indexes fill a gap in the market by offering:

- Sector-specific transparency
- Consistent methodology aligned with international standards
- Comparability with global logistics peers

In effect, these indexes act as the missing bridge between Vietnam's logistics boom and the global capital looking to participate in it.

A Tool for Anticipating the Next Wave of Market Leaders

The indexes track not just performance, but shifts in liquidity, market positioning, and corporate momentum – factors that often reveal future winners before the market as a whole catches on.

For asset managers, ETF issuers, and institutional investors, this makes the BeQ Vietnam VNX Logistics Indexes a powerful early-signal tool in a sector primed for consolidation and breakout growth.

Fueling Financial Innovation in Vietnam

Sector indexes serve as the foundation for a modern financial ecosystem. With the BeQ Vietnam VNX Logistics Indexes, Vietnam gains the infrastructure needed to support: Themed ETFs, Structured products, Derivatives based on logistics performance, Sector-based asset allocation strategies.

Essential for Policy Makers and Corporate Strategy

As Vietnam gears up for unprecedented capital inflows linked to its emerging-market upgrade, logistics capacity and efficiency will shape everything from foreign direct investment to export competitiveness.

The BeQ indexes help policymakers, analysts, and corporate leaders see the sector clearly, monitor progress, and benchmark Vietnam against global logistics hubs.

BeQ Vietnam VNX Logistics Indexes Series

Design

The index is designed in accordance with international standards and is UCITS-compliant, making it suitable for supporting funds, ETFs, derivatives, and structured products.

Benchmark

BeQ Vietnam VNX Logistics Index cover all eligible Vietnam Stocks following the BeQ index rule. The index is weighted by the full market capitalization, starting at 1,000 on the base date of December 31, 2008.

Tradable

BeQ Vietnam VNX Logistics Top 10 Index select the 'best' top 10 constituents of the BeQ Vietnam VNX Logistics index in term of liquidity, and adjusted capitalization on free float. The index is weighted by the free float market capitalization, starting at 1,000 on the base date on December 31, 2008.

Variants

The Primary BeQ Vietnam VNX Logistics Indexes are calculated in Price Return (PR) format, with Total Return (TR) and Net Return (NR) versions also available. The standard index currency is VND, while additional currency versions – such as AUD, CAD, CNY, EUR, GBP, HKD, JPY, KRW, SGD, USD, and USDC – are provided for overseas investors to reflect their actual performance.

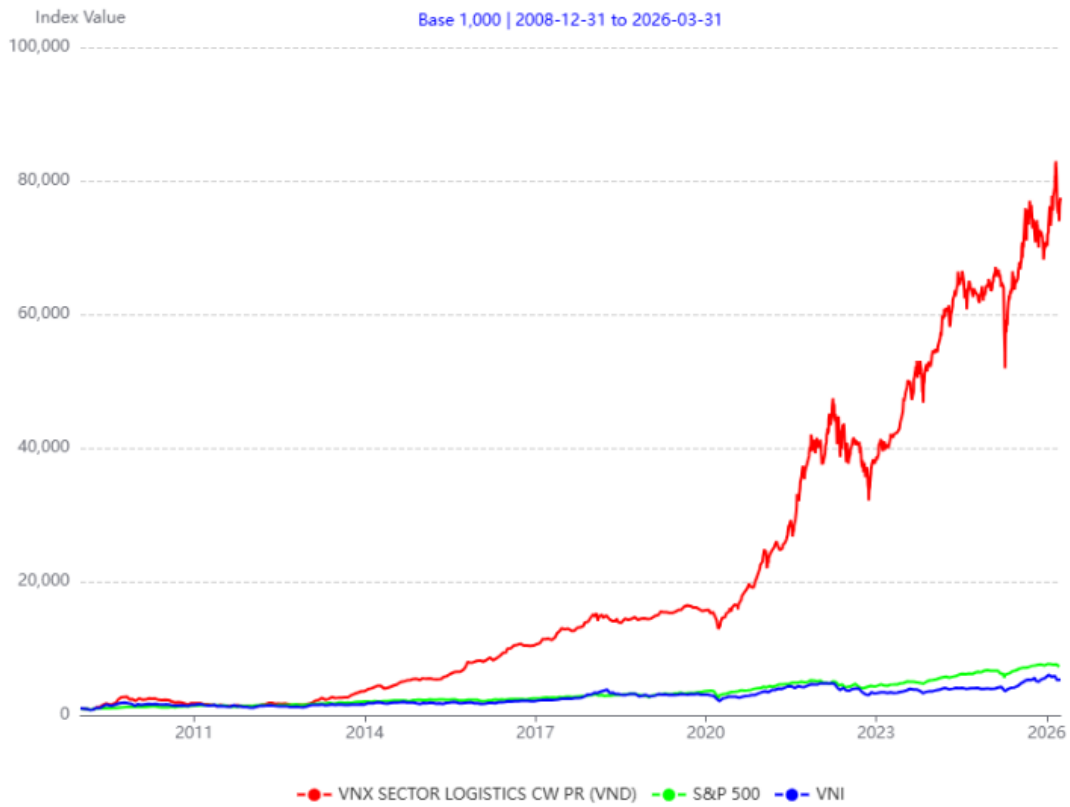
Composition

Top 5 Constituents of BeQ Vietnam VNX Logistics Top 10 Index

Nr	Name	Ticker	Sector	Market	Weight
1	██████████	VPB	Financials	HSX	13.94 %
2	██████████████████	██████	Financials	HSX	12.27 %
3	██████████	██████	Financials	HSX	12.02 %
4	██████████████████	██████	Financials	HSX	11.41%
5	██████████████████████████████	██████	Financials	HSX	11.18 %

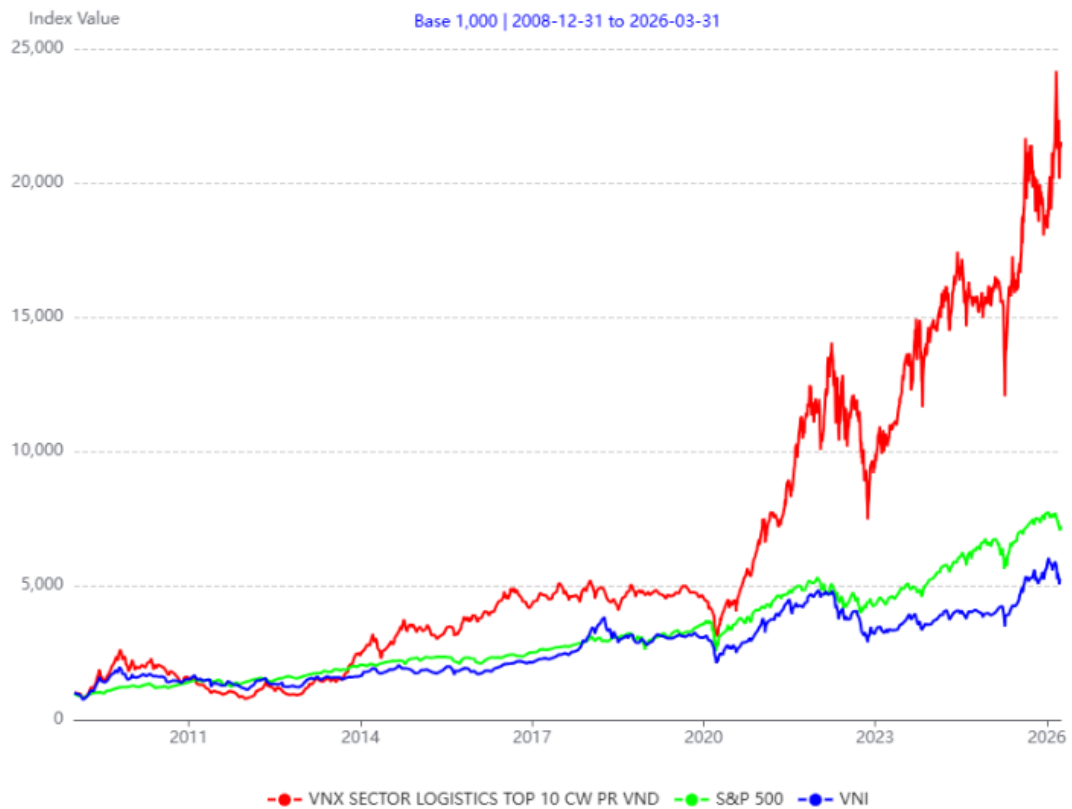
Live Performance

VNX SECTOR LOGISTICS CW PR VND VS VNI, S&P500



Last Updated: March 31, 2026

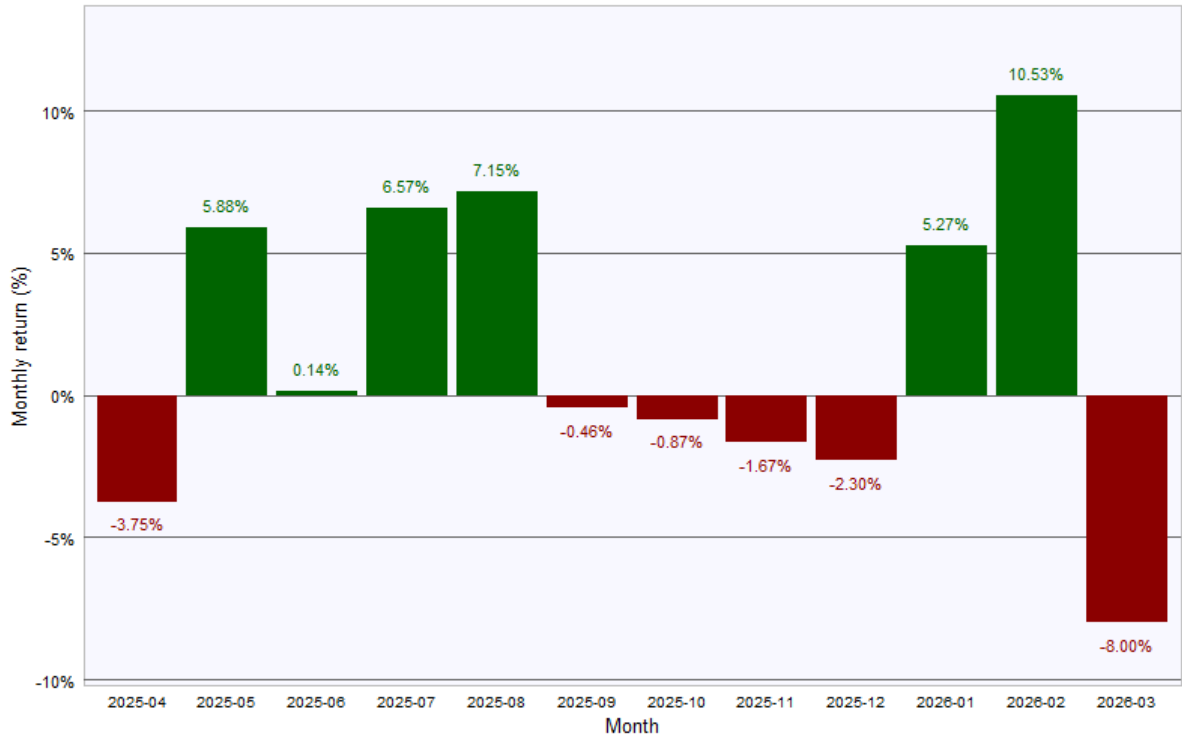
VNX SECTOR LOGISTICS TOP 10 CW PR VND VS VNI, S&P500



Last Updated: March 31, 2026

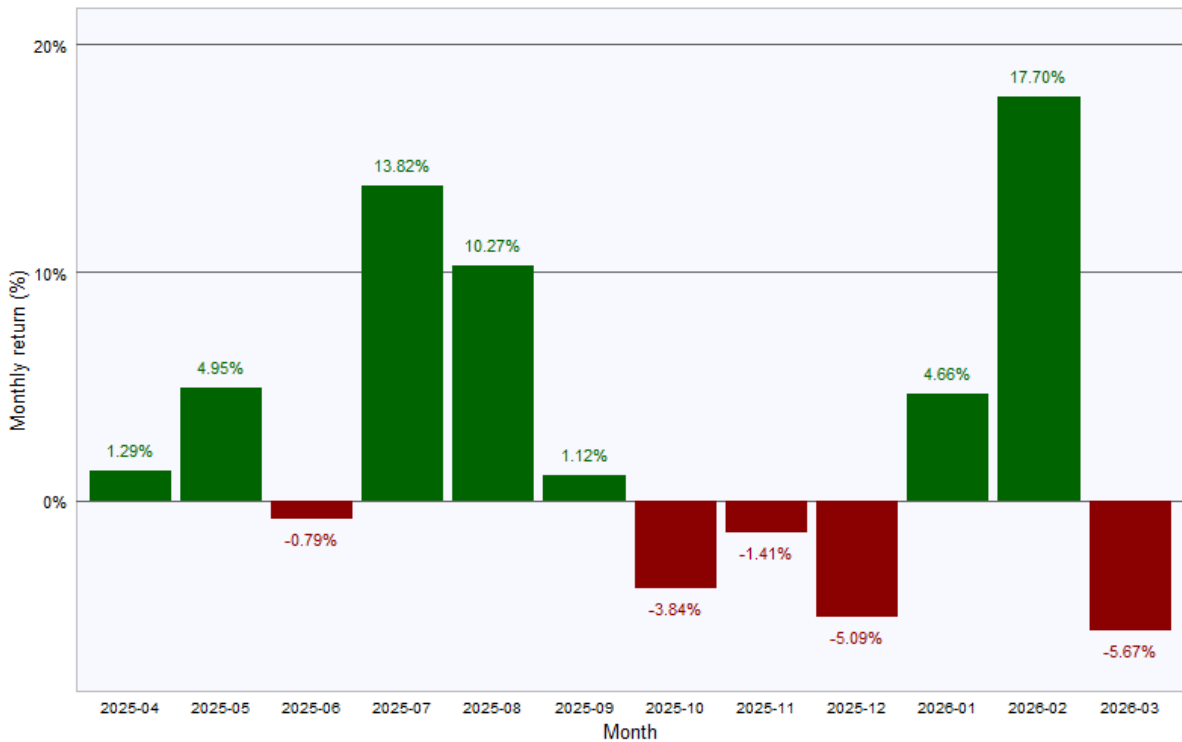
Last 12 months Performances

12 LAST MONTHS ROLLING RETURNS
BEQ VNX SECTOR LOGISTICS INDEX



Last Updated: March 31, 2026

12 LAST MONTHS ROLLING RETURNS
BEQ VNX SECTOR LOGISTICS TOP 10 INDEX



Last Updated: March 31, 2026

Factsheet: BeQ Vietnam VNX Logistics Index

Factor	Description
Name	BeQ Vietnam VNX Logistics Index
Code	INDVNXSECLOG[CW][PR][VND]
Short description	BeQ Vietnam VNX Logistics Index tracks the performance of leading Vietnamese Logistics companies across transportation, ports, shipping, and supply chain services, providing focused exposure to the country's dynamic Logistics sector.
Selection	All eligible stock following BeQ Index Rules
Review cycle	Quarterly following cycle of March/June/September/December
Review date	The effective date is the next trading date of the review date Announcement date 1 week before effective date Cut-off date end of the previous end of month date
Weighting	Full market capitalization (CW) Other available weighting: Equally Weighted (EW)
Version	PR (Price), NR (Net return), TR (Total return)
Currency	VND and available in AUD, CAD, CNY, EUR, GBP, HKD, JPY, KRW, SGD, USD, and USDC
Calculation Frequency	End of Day
Total Index Number	48
Base (value, date)	1,000 on December 31, 2008
Historical High	82950.76
Historical Low	741.4552
Website	www.ccpi.vn dashboardlite.ccpi.vn

Factsheet: BeQ Vietnam VNX Logistics Top 10 Index

Factor	Description
Name	BeQ Vietnam VNX Logistics Top 10 Index
Code	INDVNXSECLOG10[CW][PR][VND]
Group	LOGISTICS
Short description	The BeQ Vietnam VNX Logistics Top 10 Index represents the ten largest and most liquid Logistics stocks in the Vietnamese market. The index is designed to track the performance of leading companies in transportation, seaports, warehousing, and supply chain services, providing a focused benchmark for high-capitalization and highly tradable Logistics equities.
Selection	Top 10, Best of liquidity (turnover), and capitalization (adjusted by free float)
Review cycle	Quarterly following cycle of March/June/September/December
Review date	The effective date is the next trading date of the review date Announcement date 1 week before effective date Cut-off date end of the previous end of month date
Weighting	Free float capitalization adjusted by free float, and capped at 15% (CW) Other available weighting: Equally Weighted (EW)
Version	PR (Price), NR (Net return), TR (Total return)
Currency	VND and available in AUD, CAD, CNY, EUR, GBP, HKD, JPY, KRW, SGD, USD, and USDC
Calculation Frequency	End of Day
Total Index Number	48
Base date	December 31, 2008
Base value	1,000
Launched date	March 22, 2023
Historical High	22140.04
Historical Low	758.2892
Website	www.ccpi.vn dashboardlite.ccpi.vn

BEQHOLDINGS.com

BeQ Holdings



Contacts

USA

200 Continental Drive, Newark,
DE 19713, USA

UK

128 City Road, London, United Kingdom,
EC1V 2NX

VIETNAM

67 Dinh Thi Thi Street, Van Phuc City, Thu Duc
District, Ho Chi Minh City

SINGAPORE

14 Robinson Road #08-01A, Far East Finance
Building, 048545, Singapore

LUXEMBURG

BeQuantum Group

LUXEMBURG

BeQ Wealth Farming Bank

WEBSITES

www.beqholdings.com

www.ccpi.vn

dashboardlite.ccpi.vn