

BeQ HOLDINGS

# BEQ VIETNAM VNX LOGISTICS INDEXES

## Vietnam's Supply Chain Meets Market Intelligence

April 2026



**BeQ Vietnam VNX Logistic Index**

**33.98%**

12 Months rolling performance \*

**BeQ Vietnam VNX Logistic Top 10 Index**

**23.63%**

12 Months rolling performance \*

\*Last Updated: April 30, 2026

For the same period, the performance of VNI index and S&P 500 index are 51.7% and 29.31% respectively

## **A Real-Time Barometer for a Fast-Moving Economy**

In an economy accelerating as rapidly as Vietnam's, logistics is no longer just a behind-the-scenes function – it is the bloodstream of national growth. And in this critical moment, the BeQ Vietnam VNX Logistics Indexes have emerged as one of the most important tools for understanding, benchmarking, and navigating one of the country's most transformative sectors.

Vietnam's logistics industry has been expanding at breakneck speed, driven by manufacturing growth, booming e-commerce, and rising foreign investment. But speed creates opacity. Markets move faster than traditional indicators can capture.

The BeQ Vietnam VNX Logistics Indexes directly address this challenge by “powering decisions in a fast-moving economy”, offering investors and analysts a structured lens into a sector where change is constant and momentum matters.

### **Capturing the Backbone of Vietnam's Economic Transformation**

Logistics sits at the intersection of Vietnam's most dynamic forces – exports, supply chains, infrastructure upgrades, and global capital inflows. As Vietnam steps into its new role as an FTSE-recognized Secondary Emerging Market, logistics is becoming a strategic differentiator for competitiveness and investment appeal.

The BeQ indexes quantify this evolution, turning a sprawling, complex industry into clear, investable data.

### **A Benchmark Built for Global Investors**

Vietnam's logistics companies are increasingly in the spotlight, but global investors need credible benchmarks to measure performance, compare companies, and manage exposure.

The VNX Logistics Indexes fill a gap in the market by offering:

- Sector-specific transparency
- Consistent methodology aligned with international standards
- Comparability with global logistics peers

In effect, these indexes act as the missing bridge between Vietnam's logistics boom and the global capital looking to participate in it.

### **A Tool for Anticipating the Next Wave of Market Leaders**

The indexes track not just performance, but shifts in liquidity, market positioning, and corporate momentum – factors that often reveal future winners before the market as a whole catches on.

For asset managers, ETF issuers, and institutional investors, this makes the BeQ Vietnam VNX Logistics Indexes a powerful early-signal tool in a sector primed for consolidation and breakout growth.

### **Fueling Financial Innovation in Vietnam**

Sector indexes serve as the foundation for a modern financial ecosystem. With the BeQ Vietnam VNX Logistics Indexes, Vietnam gains the infrastructure needed to support: Themed ETFs, Structured products, Derivatives based on logistics performance, Sector-based asset allocation strategies.

### **Essential for Policy Makers and Corporate Strategy**

As Vietnam gears up for unprecedented capital inflows linked to its emerging-market upgrade, logistics capacity and efficiency will shape everything from foreign direct investment to export competitiveness.

The BeQ indexes help policymakers, analysts, and corporate leaders see the sector clearly, monitor progress, and benchmark Vietnam against global logistics hubs.

# BeQ Vietnam VNX Logistics Indexes Series

## Design

The index is designed in accordance with international standards and is UCITS-compliant, making it suitable for supporting funds, ETFs, derivatives, and structured products.

## Benchmark

BeQ Vietnam VNX Logistics Index cover all eligible Vietnam Stocks following the BeQ index rule. The index is weighted by the full market capitalization, starting at 1,000 on the base date of December 31, 2008.

## Tradable

BeQ Vietnam VNX Logistics Top 10 Index select the 'best' top 10 constituents of the BeQ Vietnam VNX Logistics index in term of liquidity, and adjusted capitalization on free float. The index is weighted by the free float market capitalization, starting at 1,000 on the base date on December 31, 2008.

## Variants

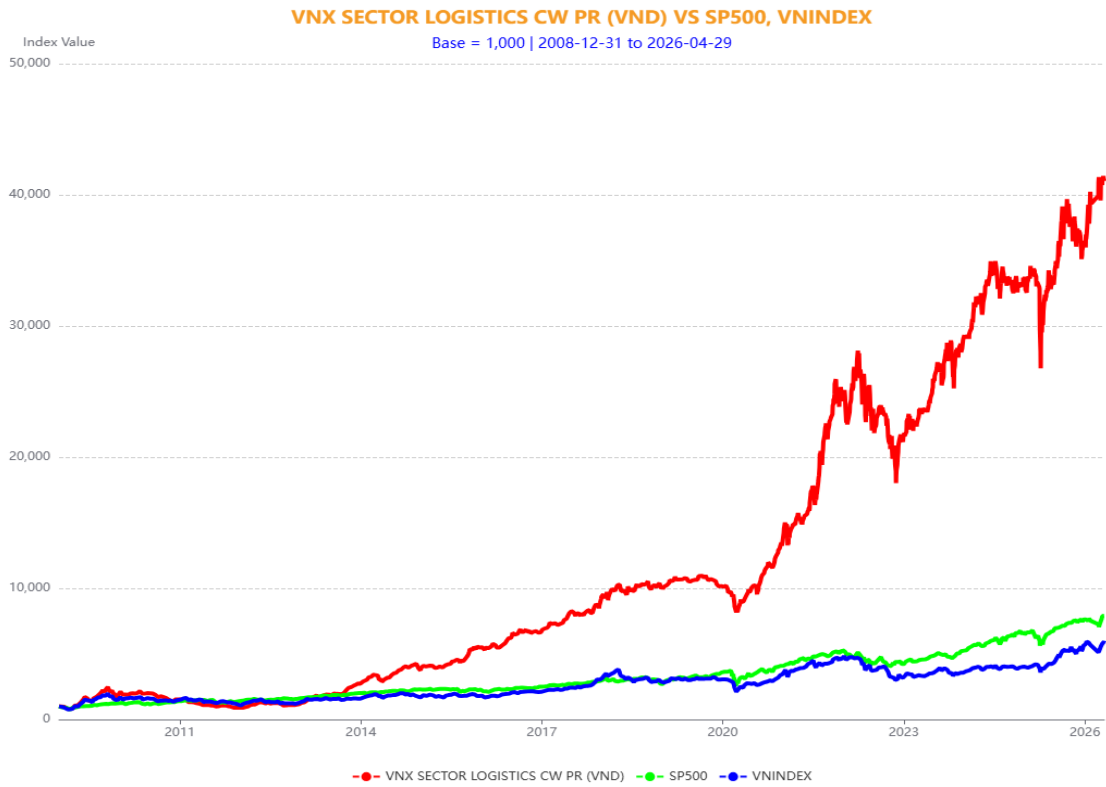
The Primary BeQ Vietnam VNX Logistics Indexes are calculated in Price Return (PR) format, with Total Return (TR) and Net Return (NR) versions also available. The standard index currency is VND, while additional currency versions – such as AUD, CAD, CNY, EUR, GBP, HKD, JPY, KRW, SGD, USD, and USDC – are provided for overseas investors to reflect their actual performance.

## Composition

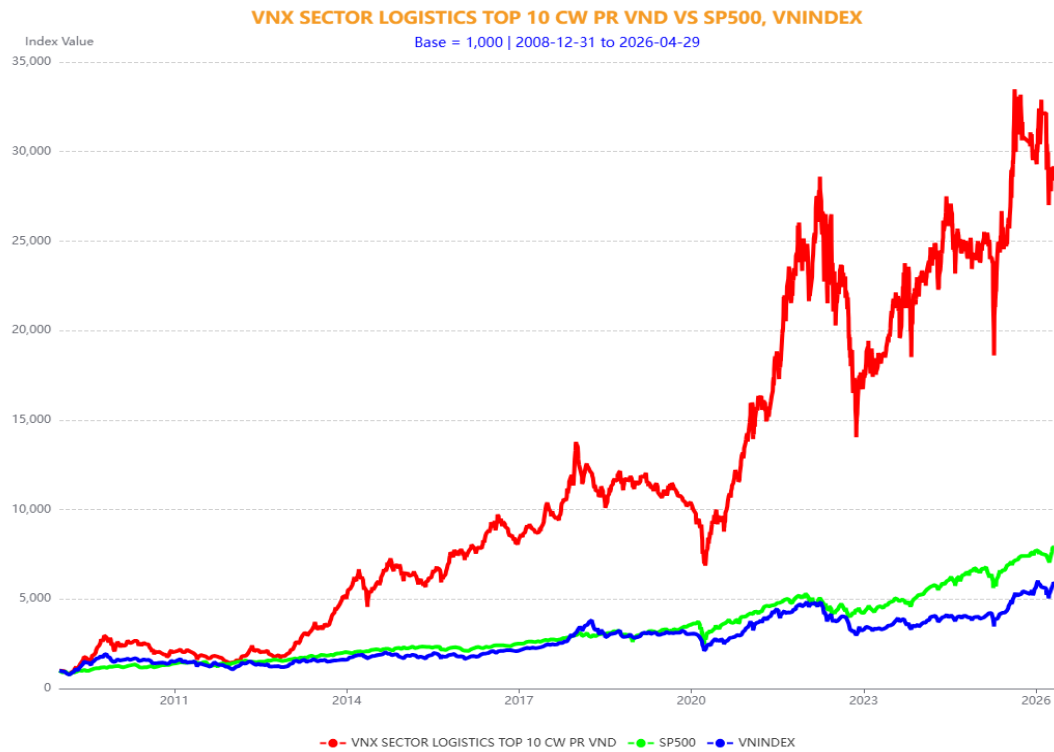
### Top 5 Constituents of BeQ Vietnam VNX Logistics Top 10 Index

Nr	Name	Ticker	Sector	Market	Weight
1	[REDACTED]	[REDACTED]	INDUSTRIALS	HSX	16.43%
2	[REDACTED]	[REDACTED]	ENERGY	HSX	15.03%
3	[REDACTED]	[REDACTED]	INDUSTRIALS	HSX	14.66%
4	[REDACTED]	[REDACTED]	INDUSTRIALS	HSX	14.42%
5	[REDACTED]	[REDACTED]	INDUSTRIALS	HSX	13.54%

# Live Performance



Last Updated: April 30, 2026

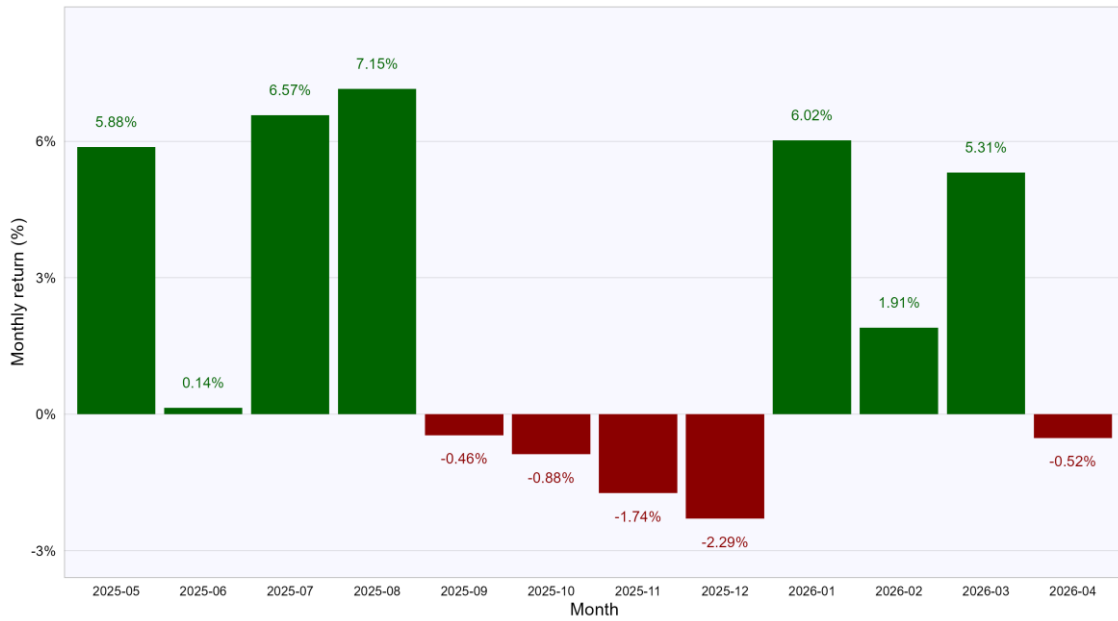


Last Updated: April 30, 2026

## Last 12 months Performances

### 12 LAST MONTHS ROLLING RETURNS

BeQ Vietnam VNX Logistic Index



Last Updated: April 30, 2026

### 12 LAST MONTHS ROLLING RETURNS

BeQ Vietnam VNX Logistic Top 10 Index



Last Updated: April 30, 2026

## Factsheet: BeQ Vietnam VNX Logistics Index

Factor	Description
<b>Name</b>	BeQ Vietnam VNX Logistics Index
<b>Code</b>	INDVNXSECLOG[CW][PR][VND]
<b>Short description</b>	BeQ Vietnam VNX Logistics Index tracks the performance of leading Vietnamese Logistics companies across transportation, ports, shipping, and supply chain services, providing focused exposure to the country's dynamic Logistics sector.
<b>Selection</b>	All eligible stock following BeQ Index Rules
<b>Review cycle</b>	Quarterly following cycle of March/June/September/December
<b>Review date</b>	The effective date is the next trading date of the review date Announcement date 1 week before effective date Cut-off date end of the previous end of month date
<b>Weighting</b>	Full market capitalization (CW) Other available weighting: Equally Weighted (EW)
<b>Version</b>	PR (Price), NR (Net return), TR (Total return)
<b>Currency</b>	VND and available in AUD, CAD, CNY, EUR, GBP, HKD, JPY, KRW, SGD, USD, and USDC
<b>Calculation Frequency</b>	End of Day
<b>Total Index Number</b>	48
<b>Base date</b>	December 31, 2008
<b>Base value</b>	1,000
<b>Historical High</b>	42347.09
<b>Historical Low</b>	755.74
<b>Website</b>	<a href="http://www.ccpi.vn">www.ccpi.vn</a> <a href="http://dashboardlite.ccpi.vn">dashboardlite.ccpi.vn</a>

## Factsheet: BeQ Vietnam VNX Logistics Top 10 Index

Factor	Description
<b>Name</b>	BeQ Vietnam VNX Logistics Top 10 Index
<b>Code</b>	INDVNXSECLOG10[CW][PR][VND]
<b>Group</b>	LOGISTICS
<b>Short description</b>	The BeQ Vietnam VNX Logistics Top 10 Index represents the ten largest and most liquid Logistics stocks in the Vietnamese market. The index is designed to track the performance of leading companies in transportation, seaports, warehousing, and supply chain services, providing a focused benchmark for high-capitalization and highly tradable Logistics equities.
<b>Selection</b>	Top 10, Best of liquidity (turnover), and capitalization (adjusted by free float)
<b>Review cycle</b>	Quarterly following cycle of March/June/September/December
<b>Review date</b>	The effective date is the next trading date of the review date Announcement date 1 week before effective date Cut-off date end of the previous end of month date
<b>Weighting</b>	Free float capitalization adjusted by free float, and capped at 15% (CW) Other available weighting: Equally Weighted (EW)
<b>Version</b>	PR (Price), NR (Net return), TR (Total return)
<b>Currency</b>	VND and available in AUD, CAD, CNY, EUR, GBP, HKD, JPY, KRW, SGD, USD, and USDC
<b>Calculation Frequency</b>	End of Day
<b>Total Index Number</b>	48
<b>Base date</b>	December 31, 2008
<b>Base value</b>	1,000
<b>Launched date</b>	March 22, 2023
<b>Historical High</b>	33488.32
<b>Historical Low</b>	776.69
<b>Website</b>	<a href="http://www.ccpi.vn">www.ccpi.vn</a> <a href="http://dashboardlite.ccpi.vn">dashboardlite.ccpi.vn</a>

BEQHOLDINGS.com

# BeQ Holdings



## Contacts

### USA

200 Continental Drive, Newark,  
DE 19713, USA

### UK

128 City Road, London, United Kingdom,  
EC1V 2NX

### VIETNAM

67 Dinh Thi Thi Street, Van Phuc City, Thu Duc  
District, Ho Chi Minh City

### SINGAPORE

14 Robinson Road #08-01A, Far East Finance  
Building, 048545, Singapore

### LUXEMBURG

BeQuantum Group

### LUXEMBURG

BeQ Wealth Farming Bank

### WEBSITES

[www.beqholdings.com](http://www.beqholdings.com)

[www.ccpi.vn](http://www.ccpi.vn)

[dashboardlite.ccpi.vn](http://dashboardlite.ccpi.vn)