

BeQ HOLDINGS

BEQ VIETNAM VNX FINANCIALS INDEXES

Bridging Markets, Empowering Growth

April 2026



BeQ Vietnam VNX Financials Index

44%

12 Months rolling performance *

BeQ Vietnam VNX Financials Top 10 Index

46%

12 Months rolling performance *

*Last Updated: April 30, 2026

For the same period, the performance of VNI index and S&P 500 index are 51.7% and 29.31% respectively

BeQ Vietnam VNX Financial Services Indexes, A Sector Positioned for Global Capital Flows

Vietnam's FTSE upgrade is more than a symbolic reclassification – it is expected to bring billions in automatic ETF and index-tracker inflows. These flows depend heavily on the infrastructure provided by financial-services companies: investment banking and capital raising, securities services and custody, insurance and risk solutions, asset management, valuation, advisory, and financial data services.

As inflows increase, the companies operating these functions will be among the first to scale.

Financial-services companies are structurally tied to those trends: whenever liquidity rises, corporate activity expands, or investor participation spikes, financial-services firms sit directly at the point of impact.

Financial Services Are Critical to Vietnam's IFC Vision

Vietnam's long-term ambition to establish International Financial Centers (IFCs) – particularly in Ho Chi Minh City and Da Nang – depends on the strength and sophistication of its financial-services sector.

IFCs Require Complex Market Infrastructure

For Vietnam to compete with Singapore, Hong Kong, or Dubai, it must offer: modern custody and clearing infrastructure, international-standard insurance and reinsurance processes, research and data services, cross-border advisory capabilities, asset-management depth and product diversity.

These functions exist primarily within the financial-services companies tracked by the VNX Financial Services Indexes.

Corporate Finance Sophistication Will Define Vietnam's IFC Identity

IFCs thrive where corporate finance is dynamic – M&A, IPO pipelines, restructuring advisory, and capital raising.

These activities rely on diversified financial-services firms – not just on banks or brokerages.

Modern IFCs Are Anchored by Asset-Management Activity

ETFs, mutual funds, pension funds, insurance pools, and wealth-management platforms are core engines of IFC liquidity. Vietnam's financial-services companies are expanding these offerings rapidly, preparing for an influx of foreign and domestic capital.

The BeQ Financial Services Indexes therefore function not only as sector benchmarks but as roadmaps, illustrating how quickly Vietnam is building the scaffolding of an international financial hub.

BeQ Vietnam VNX Financials Indexes Series

Design

The index is designed in accordance with international standards and is UCITS-compliant, making it suitable for supporting funds, ETFs, derivatives, and structured products.

Benchmark

BeQ Vietnam VNX Financials Index cover all eligible Vietnam Stocks following the Global Industry Classification Standard (GICS). The index is weighted by the full market capitalization, starting at 1,000 on the base date on December 31, 2008.

Tradable

BeQ Vietnam VNX Financials Top 10 Index select the 'best' top 10 constituents of the BeQ Vietnam VNX Financials index in term of liquidity, and adjusted capitalization on free float. The index is weighted by the free float market capitalization, starting at 1,000 on the base date on December 31, 2008.

Variants

The Primary BeQ Vietnam VNX Financials Indexes are calculated in Price Return (PR) format, with Total Return (TR) and Net Return (NR) versions also available. The standard index currency is VND, while additional currency versions – such as AUD, CAD, CNY, EUR, GBP, HKD, JPY, KRW, SGD, USD, and USDC – are provided for overseas investors to reflect their actual performance.

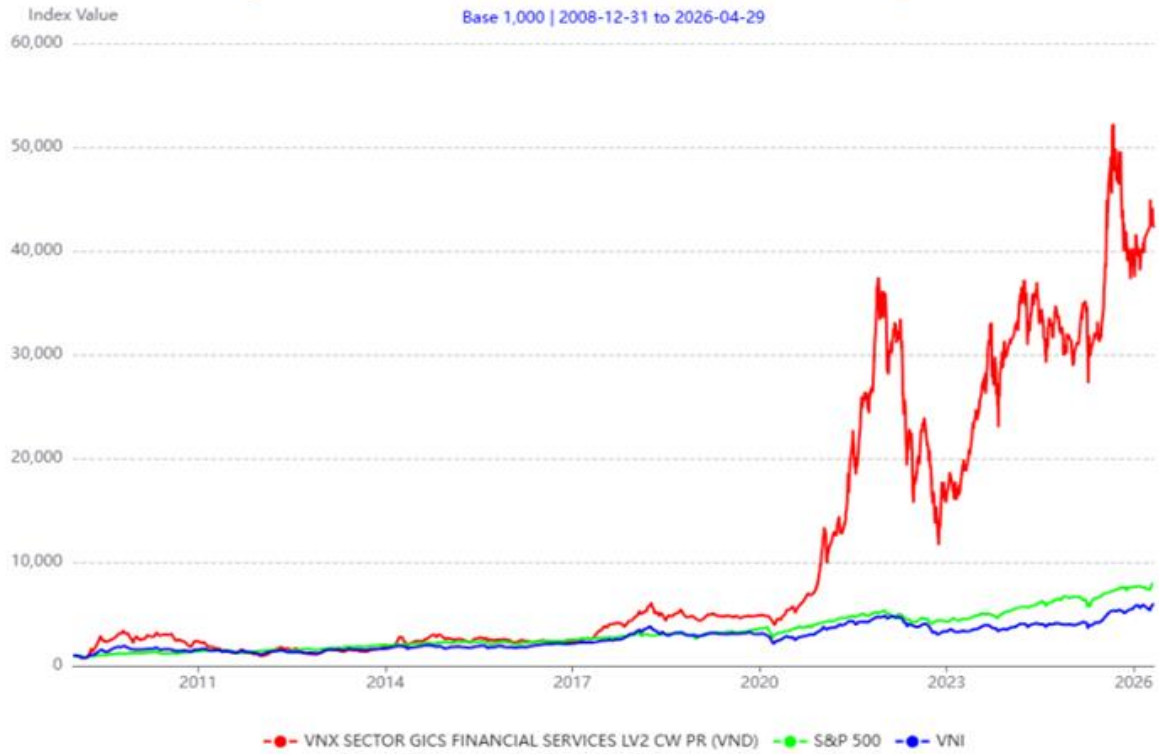
Composition

Top 5 Constituents of BeQ Vietnam VNX Financials Top 10 Index

Nr	Name	Ticker	Sector	Market	Weight
1	[REDACTED]	[REDACTED]	Financials	HSX	15.28 %
2	[REDACTED]	[REDACTED]	Financials	HSX	14.6 %
3	[REDACTED]	[REDACTED]	Financials	HSX	13.84 %
4	[REDACTED]	[REDACTED]	Financials	HSX	13.21 %
5	[REDACTED]	[REDACTED]	Financials	HSX	11.96 %

Live Performance

BEQ VIETNAM VNX FINANCIAL CW PR VND VS VNI, S&P500



Last Updated: April 30, 2026

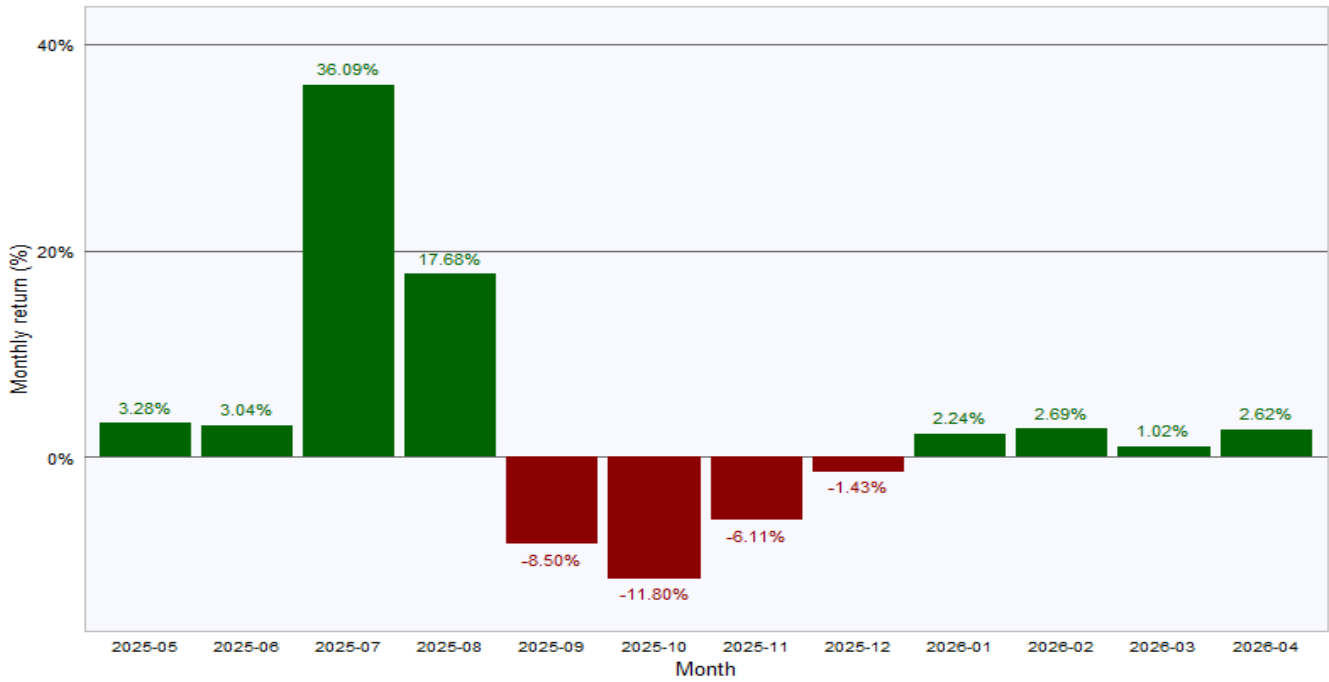
BEQ VIETNAM VNX FINANCIALS TOP 10 CW PR VND VS VNI, S&P500



Last Updated: April 30, 2026

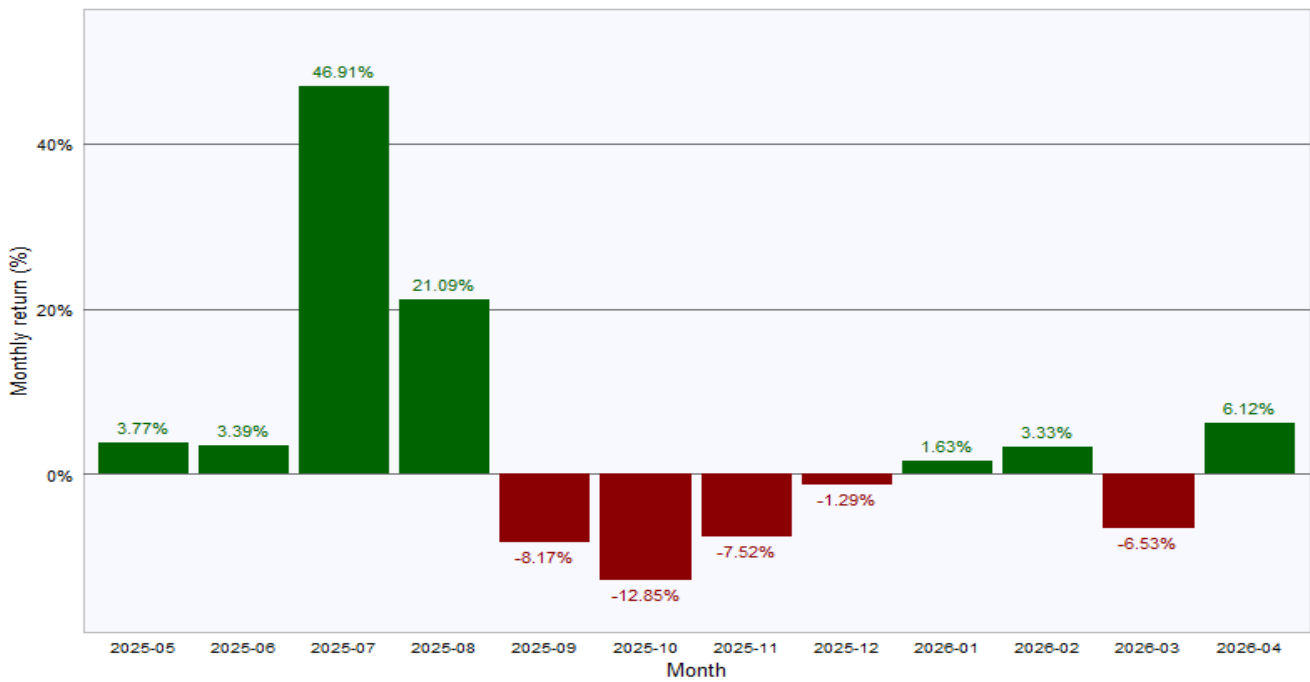
Last 12 months Performances

12 LAST MONTHS ROLLING RETURNS
BEQ VIETNAM VNX SECTOR FINANCIALS INDEXES



2026 ,April 30 :Last Updated

12 LAST MONTHS ROLLING RETURNS
BEQ VIETNAM VNX SECTOR FINANCIALS TOP 10 INDEXES



2026 ,April 30 :Last Updated

Factsheet: BeQ Vietnam VNX Financials Index

Factor	Description
Name	BeQ Vietnam VNX Financials Index
Code	INDGI2FFS[CW][PR][VND]
Short description	The BeQ Vietnam VNX Financial Services Index track the specialized "architects" of Vietnam's rapidly maturing economy. While broader indexes measure market price, this index focuses on the institutional backbone: investment banking, asset management, insurance, and the sophisticated data services required to sustain an International Financial Center (IFC).
Selection	All eligible stock following the GICS
Review cycle	Quarterly following cycle of March/June/September/December
Review date	The effective date is the next trading date of the review date Announcement date 1 week before effective date Cut-off date end of the previous end of month date
Weighting	Full market capitalization (CW) Other available weighting: Equally Weighted (EW)
Version	PR (Price), NR (Net return), TR (Total return)
Currency	VND and available in USD, EUR, JPY, CNY, CAD, ...
Calculation Frequency	End of Day
Total Index Number	48
Base (value, date)	1,000 on December 31, 2008
Historical High	52242.93
Historical Low	677.7122
Website	www.ccpv.vn dashboardlite.ccpv.vn

Factsheet: BeQ Vietnam VNX Financials Top 10 Index

Factor	Description
Name	BeQ Vietnam VNX Financials Top 10 Index
Code	INDGI2FFS10[CW][PR][VND]
Group	FINANCIALS
Short description	BeQ Vietnam VNX Financials Top 10 Index select the 'best' top 10 constituents of the BeQ Vietnam VNX Financials index in term of liquidity, and adjusted capitalization on free float.
Selection	Top 10, Best of liquidity (turnover), and capitalization (adjusted by free float)
Review cycle	Quarterly following cycle of March/June/September/December
Review date	The effective date is the next trading date of the review date Announcement date 1 week before effective date Cut-off date end of the previous end of month date
Weighting	Free float capitalization adjusted by free float, and capped at 15% (CW) Other available weighting: Equally Weighted (EW)
Version	PR (Price), NR (Net return), TR (Total return)
Currency	VND and available in AUD, CAD, CNY, EUR, GBP, HKD, JPY, KRW, SGD, USD, and USDC
Calculation Frequency	End of Day
Total Index Number	48
Base date	December 31, 2008
Base value	1,000
Launched date	March 22, 2023
Historical High	25203.02
Historical Low	610.9323
Website	www.ccpv.vn dashboardlite.ccpv.vn

BEQHOLDINGS.com

BeQ Holdings



Contacts

USA

200 Continental Drive, Newark,
DE 19713, USA

UK

128 City Road, London, United Kingdom,
EC1V 2NX

VIETNAM

67 Dinh Thi Thi Street, Van Phuc City, Thu Duc
District, Ho Chi Minh City

SINGAPORE

14 Robinson Road #08-01A, Far East Finance
Building, 048545, Singapore

LUXEMBURG

BeQuantum Group

LUXEMBURG

BeQ Wealth Farming Bank

WEBSITES

- www.beqholdings.com
- www.ccpi.vn
- dashboardlite.ccpi.vn