

BeQ HOLDINGS

BEQ VIETNAM VNX BANK INDEXES

Bridging Markets, Empowering Growth

May 2026



BeQ Vietnam VNX Bank Index

56.37%

12 Months rolling performance *

BeQ Vietnam VNX Top 10 Bank Index

98.33%

12 Months rolling performance *

*Last Updated: May 31, 2026

For the same period, the performance of VNI index and S&P 500 index are 39.06% and 28.08% respectively

BeQ Vietnam VNX Bank Indexes: The Pulse of a Market on the Brink of Global Reinvention

Vietnam's banking sector sits at the center of the country's financial transformation. As the nation prepares for its long-awaited FTSE Russell upgrade to Secondary Emerging Market status in 2026, and as policymakers push ahead with plans to build International Financial Centers (IFCs) in Ho Chi Minh City, Da Nang, and Hanoi, no industry is more crucial – or more closely watched – than the banks that power national liquidity, credit expansion, and capital-market development. Though Vietnam's banks have long been pillars of domestic finance, the shift toward emerging-market status is redefining their role in ways the BeQ indexes capture with clarity: banks are no longer just lenders; they are becoming gateways for global capital, custodians of foreign flows, and infrastructure anchors for Vietnam's planned IFC ecosystem. Every major phase of Vietnam's financial modernization has passed through its banks:

FTSE Emerging-Market Upgrade = A Banking Expansion Cycle

Foreign institutional participation requires scalable market access, clearing infrastructure, compliance systems, and liquidity buffers – all provided primarily by major banks. Vietnam's upgrade is expected to unlock billions in inflows, and banks will be the first to feel – and distribute – this liquidity wave.

IFC Creation Depends on Banking Stability and Depth

For Vietnam to build IFCs capable of competing with Singapore or Hong Kong, it must offer: Cross-border banking capabilities, Stable interbank markets, corporate finance expertise, Wholesale banking strength, Institutional-grade custody services. Banks are, therefore, not just participants in the IFC strategy, they are its core infrastructure.

Domestic Growth Cycles Start with Bank Credit

Vietnam's growth model remains deeply credit-driven. Whether it's manufacturing, real estate, logistics, or retail consumption, banking liquidity is the backbone of both corporate and retail expansion. The BeQ VNX Bank Indexes quantify these dynamics, providing a clean, structured representation of a sector that drives – and reflects – Vietnam's macro trajectory. As Vietnam's capital markets modernize and the country inches closer to IFC reality, the BeQ Vietnam VNX Bank Indexes will become indispensable – both as a benchmark and as a roadmap for interpreting Vietnam's financial evolution.

BeQ Vietnam VNX Bank Indexes

Design

The index is designed in accordance with international standards and is UCITS-compliant, making it suitable for supporting funds, ETFs, derivatives, and structured products.

Benchmark

BeQ VNX Sector Bank Index cover all eligible Vietnam Stocks following the BeQ index rule. The index is weighted by the full market capitalization, starting at 1,000 on the base date on December 31, 2008.

Tradable

BeQ VNX Sector Bank Top 10 Index select the 'best' top 10 constituents of the BeQ VNX Sector Bank index in term of liquidity, and adjusted capitalization on free float. The index is weighted by the free float market capitalization, starting at 1,000 on the base date on December 31, 2008.

Variants

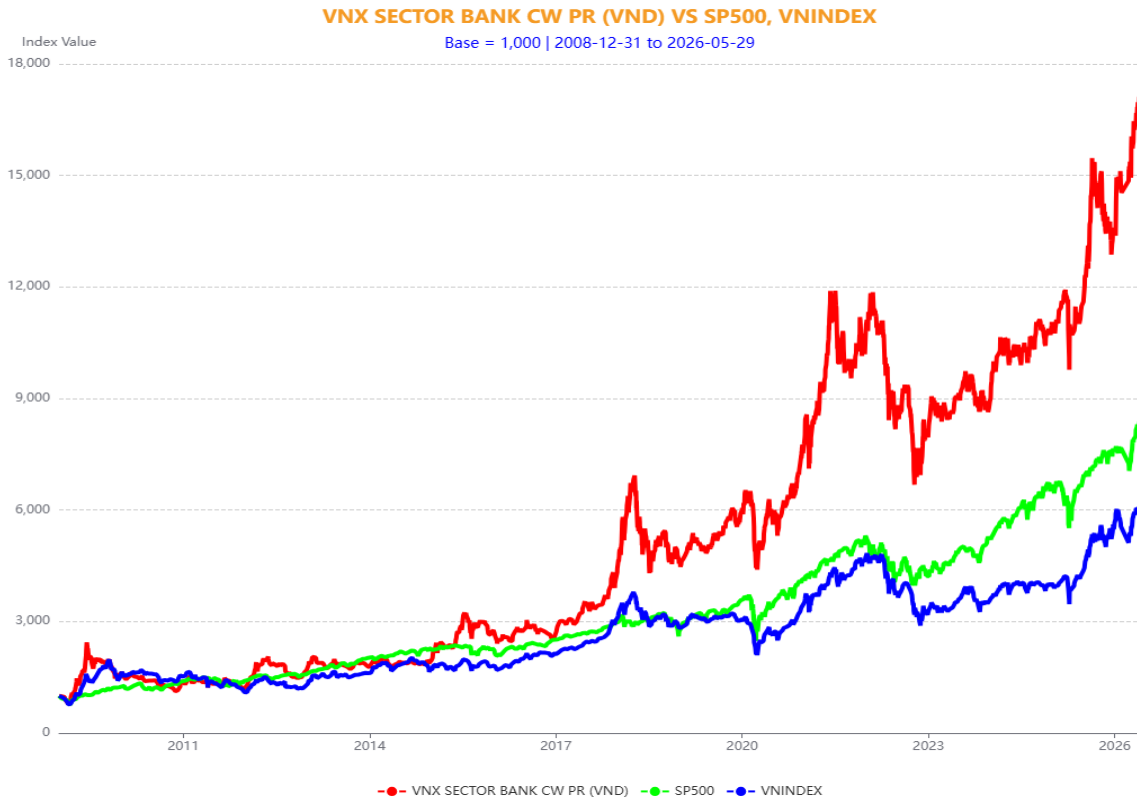
The Primary BeQ VNX Sector Bank Indexes are calculated in Price Return (PR) format, with Total Return (TR) and Net Return (NR) versions also available. The standard index currency is VND, while additional currency versions – such as AUD, CAD, CNY, EUR, GBP, HKD, JPY, KRW, SGD, USD, and USDC – are provided for overseas investors to reflect their actual performance.

Composition

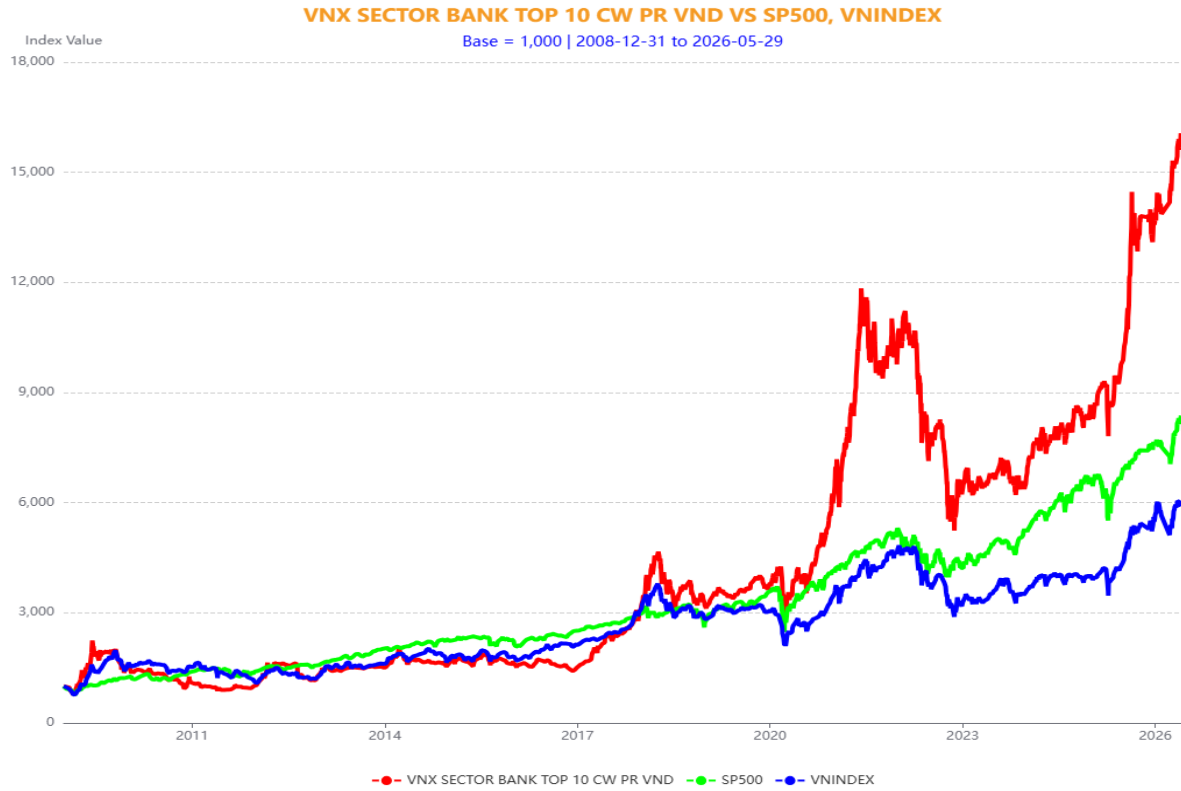
Top 5 Constituents of BeQ Vietnam VNX Bank Top 10 Index

Nr	Name	Ticker	Sector	Market	Weight
1	██████████	████	FINANCIALS	HSX	13.54%
2	██████████████████	████	FINANCIALS	HSX	13.28%
3	██████████████	████	FINANCIALS	HSX	12.53%
4	██████████████	████	FINANCIALS	HSX	11.65%
5	██████████████	████	FINANCIALS	HSX	10.96%

Live Performance



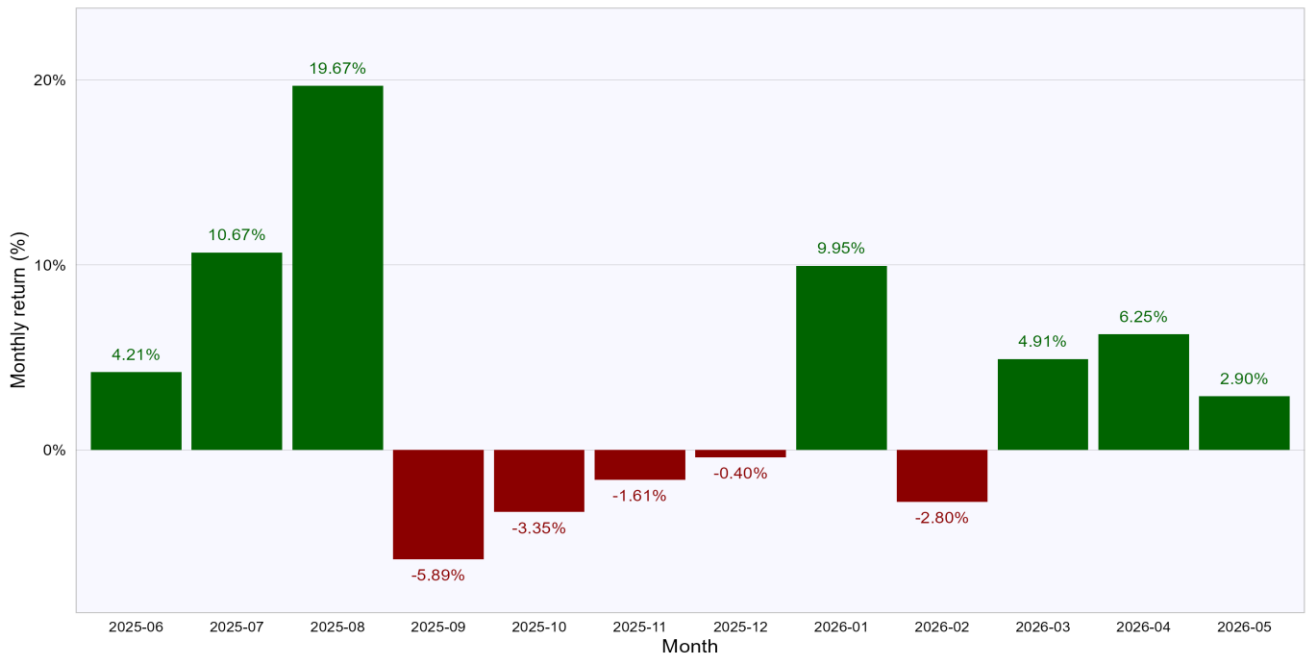
Last Updated: May 31, 2026



Last Updated: May 31, 2026

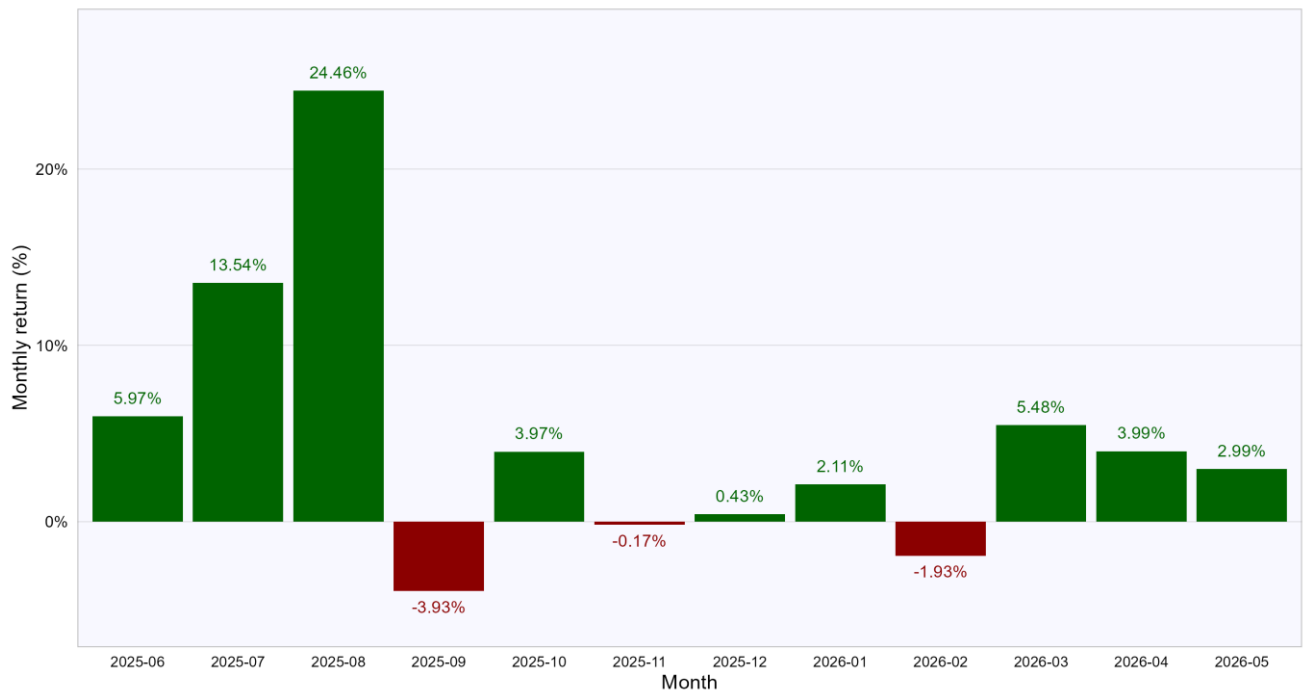
Last 12 months Performances

12 LAST MONTHS ROLLING RETURNS
BeQ Vietnam VNX Bank Index



Last Updated: May 31, 2026

12 LAST MONTHS ROLLING RETURNS
BeQ Vietnam VNX Top 10 Bank Index



Last Updated: May 31, 2026

Factsheet: BeQ Vietnam VNX Bank Index

Factor	Description
Name	BeQ Vietnam VNX Bank Index
Code	INDVNXSECBNK[CW][PR][VND]
Short description	The BeQ Vietnam VNX Bank Index act as the primary "heart rate monitor" for a nation undergoing a total financial structural overhaul. As of March 2026, with the FTSE Russell Secondary Emerging Market upgrade only months away, these indexes track the institutions that serve as both the gatekeepers of global capital and the architects of Vietnam's new credit economy.
Selection	All eligible stock following BeQ Index Rules
Review cycle	Quarterly following cycle of March/June/September/December
Review date	The effective date is the next trading date of the review date Announcement date 1 week before effective date Cut-off date end of the previous end of month date
Weighting	Full market capitalization (CW) Other available weighting: Equally Weighted (EW)
Version	PR (Price), NR (Net return), TR (Total return)
Currency	VND and available in USD, EUR, JPY, CNY, CAD, ...
Calculation Frequency	End of Day
Total Index Number	48
Base date	December 31, 2008
Base value	1,000
Historical High	17116.16
Historical Low	770.72
Website	www.ccpv.vn dashboardlite.ccpv.vn

Factsheet: BeQ Vietnam VNX Bank Top 10 Index

Factor	Description
Name	BeQ Vietnam VNX Bank Top 10 Index
Code	INDVNXSECBNK10[CW][PR][VND]
Group	BANK
Short description	The BeQ VNX Sector Bank Top 10 Index select the 'best' top 10 constituents of the BeQ VNX Sector Bank index in term of liquidity, and adjusted capitalization on free float.
Selection	Top 10, Best of liquidity (turnover), and capitalization (adjusted by free float)
Review cycle	Quarterly following cycle of March/June/September/December
Review date	The effective date is the next trading date of the review date Announcement date 1 week before effective date Cut-off date end of the previous end of month date
Weighting	Free float capitalization adjusted by free float, and capped at 15% (CW) Other available weighting: Equally Weighted (EW)
Version	PR (Price), NR (Net return), TR (Total return)
Currency	VND and available in AUD, CAD, CNY, EUR, GBP, HKD, JPY, KRW, SGD, USD, and USDC
Calculation Frequency	End of Day
Total Index Number	48
Base date	December 31, 2008
Base value	1,000
Launched date	March 22, 2023
Historical High	16063.82
Historical Low	763.47
Website	www.ccpi.vn dashboardlite.ccpi.vn

BEQHOLDINGS.com

BeQ Holdings



Contacts

USA

200 Continental Drive, Newark,
DE 19713, USA

UK

128 City Road, London, United Kingdom,
EC1V 2NX

VIETNAM

67 Dinh Thi Thi Street, Van Phuc City, Thu Duc
District, Ho Chi Minh City

SINGAPORE

14 Robinson Road #08-01A, Far East Finance
Building, 048545, Singapore

LUXEMBURG

BeQuantum Group

LUXEMBURG

BeQ Wealth Farming Bank

WEBSITES

www.beqholdings.com

www.ccpi.vn

dashboardlite.ccpi.vn